

FOUNTAINDALE PUBLIC LIBRARY
DISTRICT, ILLINOIS

MANAGEMENT LETTER

FOR THE FISCAL YEAR ENDED
JUNE 30, 2016



August 18, 2016

**Members of the Board of Directors
Fountaindale Public Library District
Bolingbrook, Illinois**

In planning and performing our audit of the financial statements of the Fountaindale Public Library District, Illinois, for the year ended June 30, 2016, we considered its internal control structure in order to determine our auditing procedures for the purpose of expressing our opinion on the financial statements and not to provide assurance on the internal control structure.

We do not intend to imply that our audit failed to disclose commendable aspects of your system and structure. For your consideration we herein submit our comments and suggestions which are designed to assist in effecting improvements in internal controls and procedures. Those less-significant matters, if any, which arose during the course of the audit, were reviewed with management as the audit field work progressed.

The accompanying comments and recommendations are intended solely for the information and use of the Finance Committee, Board of Directors, management, and others within the Fountaindale Public Library District, Illinois.

We will review the status of these comments during our next audit engagement. We have already discussed many of these comments and suggestions with various Library personnel. We would be pleased to discuss our comments and suggestions in further detail with you at your convenience, to perform any additional study of these matters, or to review the procedures necessary to bring about desirable changes.

We commend the finance department for the well prepared audit package and we appreciate the courtesy and assistance given to us by the entire Library staff.

Lauterbach + Amen LLP

LAUTERBACH & AMEN, LLP

PRIOR RECOMMENDATIONS

1. **FUND BALANCE POLICY**

Comment

A fund balance policy establishes a minimum level at which the projected end-of-year fund balance/net assets should be maintained, taking into account the constraints imposed upon the resources reported by the governmental and proprietary funds. A fund balance policy assists in providing financial stability, cash flow for operations, and the assurance that the Library will be able to respond to emergencies with fiscal strength.


It is essential to maintain adequate levels of funds balance/net assets to mitigate current and future risks and to ensure tax rates. Fund balance/net asset levels are also crucial consideration in long-term financial planning. Credit rating agencies carefully monitor levels of fund balance/net assets and unassigned fund balance in the General Fund to evaluate the Library's continued creditworthiness.

Recommendation

This comment has been implemented and will not be repeated in the future.

FOUNTAINDALE PUBLIC LIBRARY DISTRICT, ILLINOIS

ANNUAL FINANCIAL REPORT



FOR THE FISCAL YEAR ENDED
JUNE 30, 2016

FOUNTAINDALE PUBLIC LIBRARY DISTRICT, ILLINOIS

TABLE OF CONTENTS

	PAGE
<u>INTRODUCTORY SECTION</u>	
Principal Officials	i
<u>FINANCIAL SECTION</u>	
INDEPENDENT AUDITORS' REPORT	1 - 2
MANAGEMENT'S DISCUSSION AND ANALYSIS	MD&A 1 - 9
BASIC FINANCIAL STATEMENTS	
Government-Wide Financial Statements	
Statement of Net Position	3 - 4
Statement of Activities.....	5
Fund Financial Statements	
Balance Sheet – Governmental Funds	6
Reconciliation of Total Governmental Fund Balance to the Statement of Net Position – Governmental Activities	7
Statement of Revenues, Expenditures and Changes in Fund Balances – Governmental Funds	8
Reconciliation of the Statement of Revenues, Expenditures and Changes in Fund Balances to the Statement of Activities – Governmental Activities.....	9
Notes to Financial Statements.....	10 - 29
REQUIRED SUPPLEMENTARY INFORMATION	
Schedule of Employer Contributions	
Illinois Municipal Retirement Fund.....	30
Schedule of Changes in the Employer's Net Pension Liability	
Illinois Municipal Retirement Fund.....	31
Schedule of Revenues, Expenditures and Changes in Fund Balance – Budget and Actual General Fund.....	32

FOUNTAINDALE PUBLIC LIBRARY DISTRICT, ILLINOIS

TABLE OF CONTENTS

	PAGE
<u>FINANCIAL SECTION – Continued</u>	
COMBINING AND INDIVIDUAL FUND STATEMENTS AND SCHEDULES	
Schedule of Revenues – Budget and Actual – General Fund	33
Schedule of Expenditures – Budget and Actual – General Fund.....	34 - 35
Schedule of Revenues, Expenditures and Changes in Fund Balance – Budget and Actual	
Capital Project Fund	36
Combining Balance Sheet – Nonmajor Governmental Funds.....	37 - 38
Combining Statement of Revenues, Expenditures and Changes in Fund Balances	
Nonmajor Governmental Funds.....	39 - 40
Schedule of Revenues, Expenditures and Changes in Fund Balance – Budget and Actual	
Audit – Special Revenue Fund	41
Liability Insurance – Special Revenue Fund	42
Illinois Municipal Retirement – Special Revenue Fund	43
Social Security – Special Revenue Fund	44
Equipping and Maintenance – Special Revenue Fund	45
SUPPLEMENTAL SCHEDULES	
Long-Term Debt Requirements	
General Obligation Library Bonds of 2008	46
General Obligation Library Bonds of 2009	47
General Obligation Library Bonds of 2009B.....	48
General Governmental Revenues by Source – Last Ten Fiscal Years	49 - 50
General Governmental Expenditures by Function – Last Ten Fiscal Years.....	51 - 52
Property Tax Levies and Collections – Last Ten Fiscal Years.....	53
Equalized Assessed Valuations – Last Ten Fiscal Years.....	54
Ratio of Annual Debt Service Expenditures to Total General Governmental Expenditures	
Last Ten Fiscal Years.....	55
Miscellaneous Statistics	56

INTRODUCTORY SECTION

FOUNTAINDALE PUBLIC LIBRARY DISTRICT, ILLINOIS

**List of Principal Officials
June 30, 2016**

BOARD OF TRUSTEES

Peggy J. Danhof

Kathryn Spindel

Dennis Raga

Thomas Gilligan

Steven Prodehl

Ruth Newell

Robert Kalnicky

ADMINISTRATION

Paul Mills, Director

FINANCIAL SECTION

This section includes:

- Independent Auditors' Report
- Management's Discussion and Analysis
- Basic Financial Statements
- Required Supplementary Information
- Combining and Individual Fund Statements and Schedules

INDEPENDENT AUDITORS' REPORT

This section includes the opinion of the Library's independent auditing firm.



INDEPENDENT AUDITORS' REPORT

August 18, 2016

Members of the Board of Directors
Fountaindale Public Library District
Bolingbrook, Illinois

We have audited the accompanying financial statements of the governmental activities, each major fund, and the aggregate remaining fund information of the Fountaindale Public Library District, Illinois, as of and for the year ended June 30, 2016, and the related notes to the financial statements, which collectively comprise the Library's basic financial statements as listed in the table of contents.

Management's Responsibility for the Financial Statements

Management is responsible for the preparation and fair presentation of these financial statements in accordance with accounting principles generally accepted in the United States of America; this includes the design, implementation, and maintenance of internal control relevant to the preparation and fair presentation of financial statements that are free from material misstatement, whether due to fraud or error.

Auditor's Responsibility

Our responsibility is to express opinions on these financial statements based on our audit. We conducted our audit in accordance with auditing standards generally accepted in the United States of America. Those standards require that we plan and perform the audit to obtain reasonable assurance about whether the financial statements are free of material misstatement.

An audit involves performing procedures to obtain audit evidence about the amounts and disclosures in the financial statements. The procedures selected depend on the auditor's judgment, including the assessment of risks of material misstatement of the financial statements, whether due to fraud or error. In making those risk assessments, the auditor considers internal control relevant to the Library's preparation and fair presentation of the financial statements in order to design audit procedures that are appropriate in the circumstances, but not for the purpose of expressing an opinion on the effectiveness of the Library's internal control. Accordingly, we express no such opinion. An audit also includes evaluating the appropriateness of accounting policies used and the reasonableness of significant accounting estimates made by management, as well as evaluating the overall presentation of the financial statements.

We believe that the audit evidence we have obtained is sufficient and appropriate to provide a basis for our audit opinions.

Opinions

In our opinion, the financial statements referred to above present fairly, in all material respects, the respective financial position of the governmental activities, each major fund, and the aggregate remaining fund information of the Fountaindale Public Library District, Illinois, as of June 30, 2016, and the respective changes in financial position for the year then ended in accordance with accounting principles generally accepted in the United States of America.

Other Matters

Required Supplementary Information


Accounting principles generally accepted in the United States of America require that the management's discussion and analysis as listed in the table of contents and budgetary information reported in the required supplementary information as listed in the table of contents, be presented to supplement the basic financial statements. Such information, although not part of the basic financial statements, is required by the Governmental Accounting Standards Board, who considers it to be an essential part of financial reporting for placing the basic financial statements in an appropriate operational, economic, or historical context. We have applied certain limited procedures to the required supplementary information in accordance with auditing standards generally accepted in the United States of America, which consisted of inquiries of management about the methods of preparing the information and comparing the information for consistency with management's responses to our inquiries, the basic financial statements, and other knowledge we obtained during our audit of the basic financial statements. We do not express an opinion or provide any assurance on the information because the limited procedures do not provide us with sufficient evidence to express an opinion or provide any assurance.

Other Information

Our audit was conducted for the purpose of forming opinions on the financial statements that collectively comprise the Fountaindale Public Library District, Illinois', basic financial statements. The introductory section, combining and individual fund financial statements and budgetary comparison schedules, supplemental schedules are presented for purposes of additional analysis and are not a required part of the financial statements.

The combining and individual fund financial statements and budgetary comparison schedules and supplemental schedules are the responsibility of management and were derived from and relate directly to the underlying accounting and other records used to prepare the financial statements. Such information has been subjected to the auditing procedures applied in the audit of the financial statements and certain additional procedures, including comparing and reconciling such information directly to the underlying accounting and other records used to prepare the basic financial statements or to the basic financial statements themselves, and other additional procedures in accordance with auditing standards generally accepted in the United States of America. In our opinion, the combining and individual fund financial statements and budgetary comparison schedules and supplemental schedules are fairly stated, in all material respects, in relation to the basic financial statements as a whole.

The introductory have not been subjected to the auditing procedures applied in the audit of the basic financial statements and, accordingly, we do not express an opinion or provide any assurance on it.


LAUTERBACH & AMEN, LLP

MANAGEMENT'S DISCUSSION AND ANALYSIS

FOUNTAINDALE PUBLIC LIBRARY DISTRICT

Management's Discussion and Analysis June 30, 2016

Our discussion and analysis of the Fountaindale Public Library District's financial performance provides an overview of the Library's financial activities for the fiscal year ended June 30, 2016. Please read it in conjunction with the Library's financial statements, which begin on page 3.

FINANCIAL HIGHLIGHTS

- The Library's net position increased from \$8,974,350 to \$9,848,018, an increase of \$873,668 or 9.7 percent.
- During the year, government-wide revenues totaled \$10,941,390, while government-wide expenses totaled \$10,067,722, resulting in an increase to net position of \$873,668.
- Total fund balances for the governmental funds were \$23,981,971 at June 30, 2016 compared to \$22,772,688 in the prior year, an increase of \$1,209,283, or 5.3 percent.

USING THIS ANNUAL REPORT

This annual report consists of a series of financial statements. The Statement of Net Position and the Statement of Activities (on pages 3 - 5) provide information about the activities of the Library as a whole and present a longer-term view of the Library's finances.

Fund financial statements begin on page 6. For governmental activities, these statements tell how these services were financed in the short term as well as what remains for future spending. Fund financial statements also report the Library's operation in more detail than the government-wide statements by providing information about the Library's most significant funds.

Government-Wide Financial Statements

The government-wide financial statements provide readers with a broad overview of the Library's finances, in a matter similar to a private-sector business. The government-wide financial statements can be found on pages 3 - 5 of this report.

The Statement of Net Position reports information on all of the Library's assets/deferred outflows and liabilities/deferred inflows, with the difference between the two reported as net position. Over time, increases or decreases in net position may serve as a useful indicator of whether the financial position of the Library is improving or deteriorating. Consideration of other nonfinancial factors, such as changes in the Library's property tax base, is needed to assess the overall health of the Library.

FOUNTAINDALE PUBLIC LIBRARY DISTRICT

Management's Discussion and Analysis June 30, 2016

USING THIS ANNUAL REPORT – Continued

Government-Wide Financial Statements – Continued

The Statement of Activities presents information showing how the government's net position changed during the most recent fiscal year. All changes in net position are reported as soon as the underlying event giving rise to the change occurs, regardless of the timing of related cash flows.

Thus, revenues and expenses are reported in this statement for some items that will only result in cash flows in future fiscal periods (e.g., uncollected taxes).

Both of the government-wide financial statements report functions of the Library that are principally supported by taxes and charges for services revenues (governmental activities). The governmental activities of the Library include public library.

Fund Financial Statements

A fund is a grouping of related accounts that is used to maintain control over resources that have been segregated for specific activities or objectives. The Library, like other local governments, uses fund accounting to ensure and demonstrate compliance with finance-related legal requirements. The Library only maintains governmental funds.

Governmental Funds

Governmental funds are used to account for essentially the same functions reported as governmental activities in the government-wide financial statements. However, governmental fund financial statements focus on near-term inflows and outflows of spendable resources, as well as on balances of spendable resources available at the end of the fiscal year. Such information may be useful in evaluating the Library's near-term financing requirements.

Because the focus of governmental funds is narrower than that of the government-wide financial statements, it is useful to compare the information presented for governmental funds with similar information presented for governmental activities in the government-wide financial statements. By doing so, readers may better understand the long-term impact of the government's near-term financing decisions. Both the governmental fund balance sheet and the governmental fund statement of revenues, expenditures, and changes in fund balances provide a reconciliation to facilitate the comparison between governmental funds and governmental activities.

FOUNTAINDALE PUBLIC LIBRARY DISTRICT

Management's Discussion and Analysis June 30, 2016

USING THIS ANNUAL REPORT – Continued

Fund Financial Statements – Continued

Governmental Funds – Continued

The Library maintains ten individual governmental funds. Information is presented separately in the governmental fund balance sheet and in the governmental fund statement of revenues, expenditures, and changes in fund balances for the General Fund, Debt Service Fund, Special Reserve Fund, and Capital Projects Fund, all of which are considered major funds. Data from the other six governmental funds are combined into a single, aggregated presentation. Individual fund data for each of these non-major governmental funds is provided in the form of combining statements elsewhere in this report.

The Library adopts an annual appropriated budget for all of the governmental funds. A budgetary comparison schedule for these funds has been provided to demonstrate compliance with this budget. The basic governmental fund financial statements can be found on pages 6 - 9 of this report.

Notes to the Financial Statements

The notes provide additional information that is essential to a full understanding of the data provided in the government-wide and fund financial statements. The notes to the financial statements can be found on pages 10 - 29 of this report.

Other Information

In addition to the basic financial statements and accompanying notes, this report also presents certain required supplementary information concerning the Library's I.M.R.F. employee pension obligations and budgetary comparison schedules for the General Fund and major special revenue funds. Required supplementary information can be found on pages 30 - 32 of this report. The combining statements referred to earlier in connection with non-major governmental funds is presented immediately following the required supplementary information on pensions. Combining and individual fund statements and schedules can be found on pages 33 - 45 of this report.

FOUNTAINDALE PUBLIC LIBRARY DISTRICT

Management's Discussion and Analysis June 30, 2016

GOVERNMENT-WIDE FINANCIAL ANALYSIS

Net position may serve over time as a useful indicator of a government's financial position. The following tables show that in the case of the Library, assets/deferred outflows exceeded liabilities/deferred liabilities by \$9,848,018.

	Net Position	
	2016	2015
Current Assets	\$ 29,409,384	28,086,959
Capital Assets	22,102,858	23,654,689
Deferred Outflows	1,824,023	1,056,140
Total Assets/Deferred Outflows	<u>53,336,265</u>	<u>52,797,788</u>
Long-Term Liabilities	36,107,754	36,716,965
Other Liabilities	2,273,625	2,121,927
Deferred Inflows	5,106,868	4,984,546
Total Liabilities/Deferred Inflows	<u>43,488,247</u>	<u>43,823,438</u>
Net Position		
Net Investment in Capital Assets	(11,593,423)	(10,997,885)
Restricted	15,988,021	15,903,455
Unrestricted	<u>5,453,420</u>	<u>4,068,780</u>
Total Net Position	<u>9,848,018</u>	<u>8,974,350</u>

A portion of the Library's net position, (\$11,593,423) reflects its investment in capital assets (for example, land, buildings, machinery, and equipment), less any related debt used to acquire those assets that is still outstanding. The Library uses these capital assets to provide services to citizens; consequently, these assets are not available for future spending. Although the Library's investment in its capital assets is reported net of related debt, it should be noted that the resources needed to repay this debt must be provided from other sources, since the capital assets themselves cannot be used to liquidate these liabilities.

Additionally \$15,988,021 of the Library's net position represents resources that are subject to external restrictions on how they may be used. The remaining \$5,453,420 represents unrestricted net position and may be used to meet the government's ongoing obligations to citizens and creditors.

FOUNTAINDALE PUBLIC LIBRARY DISTRICT

Management's Discussion and Analysis June 30, 2016

GOVERNMENT-WIDE FINANCIAL ANALYSIS – Continued

	Change in Net Position	
	2016	2015
Revenues		
Program Revenues		
Charges for Services	\$ 129,330	127,122
Operating & Capital Grants	52,173	149,904
General Revenues		
Property Taxes	10,361,077	10,187,514
Replacement Taxes	113,158	140,842
Investment Income	105,127	59,038
Miscellaneous	180,525	181,932
Total Revenues	<u>10,941,390</u>	<u>10,846,352</u>
Expenses		
Culture and Recreation	8,458,746	9,089,744
Interest & Debt Service	1,608,976	1,631,793
Total Expenses	<u>10,067,722</u>	<u>10,721,537</u>
Change in Net Position	873,668	124,815
Net Position-Beginning	<u>8,974,350</u>	<u>8,849,535</u>
Net Position-Ending	<u>9,848,018</u>	<u>8,974,350</u>

Net position of the Library's governmental activities increased from \$8,974,350 to \$9,848,018.

Revenues of \$10,941,390 exceeded expenses of \$10,067,722, resulting in the increase to net position in the current year of \$873,668.

Governmental Activities

In the current year, governmental net position increased \$873,668, an increase of 9.7 percent. Property taxes increased \$173,563 over the prior year (\$10,187,514 in 2015 compared to \$10,361,077 in 2016) while personal property replacement taxes decreased \$27,684 from the prior year (\$140,842 in 2015 compared to \$113,158 in 2016).

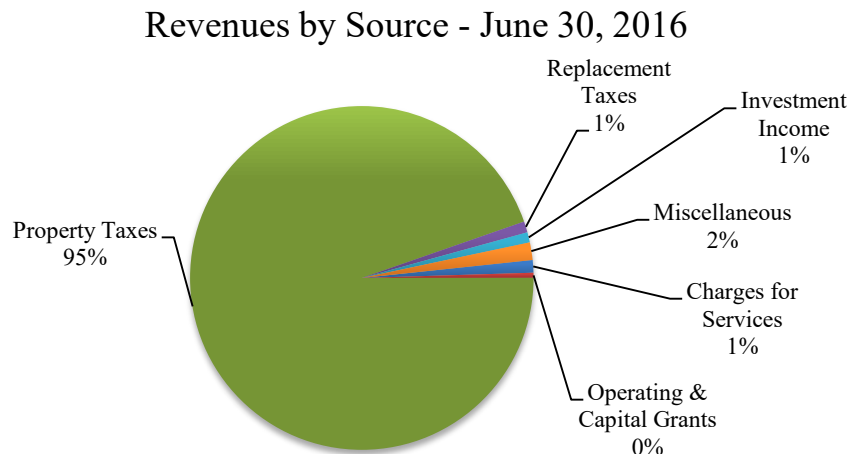
FOUNTAINDALE PUBLIC LIBRARY DISTRICT

Management's Discussion and Analysis June 30, 2016

GOVERNMENT-WIDE FINANCIAL ANALYSIS – Continued

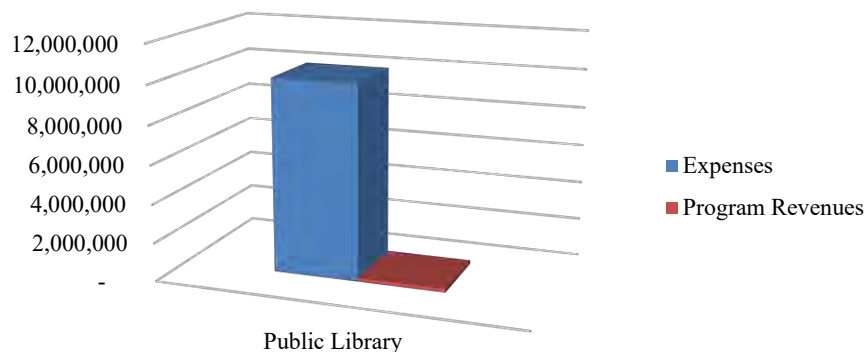
Governmental Activities – Continued

The following table graphically depicts the major revenue sources of the Library. It depicts very clearly the reliance of property taxes to fund governmental activities.



The 'Expenses and Program Revenues' Table identifies those governmental functions where program expenses greatly exceed revenues. The public library functions charge user fees for services provided. The user fees charged do not cover the expenses, which furthermore signifies the Library's reliance on general revenues such as property taxes and personal property replacement taxes.

Expenses and Program Revenues - June 30, 2016



FOUNTAINDALE PUBLIC LIBRARY DISTRICT

Management's Discussion and Analysis June 30, 2016

FINANCIAL ANALYSIS OF THE GOVERNMENT'S FUNDS

As noted earlier, the Library uses fund accounting to ensure and demonstrate compliance with finance-related legal requirements.

Governmental funds

The focus of the Library's governmental funds is to provide information on near-term inflows, outflows, and balances of spendable resources. In particular, unassigned fund balance may serve as a useful measure of a government's net resources available for spending at the end of the fiscal year.

As of the end of the current fiscal year, the governmental funds reported combined ending fund balances of \$23,981,971 which is 5.3 percent higher than last year's ending fund balance of \$22,772,688.

In the current year, governmental fund balances increased by \$1,209,283. The General Fund reported an increase of \$1,137,443, due primarily to leaving multiple positions open and reserving funds from other areas in anticipation of having to repay a significant sum due to a multi-year property tax assessment dispute. The Debt Service Fund reported an increase of \$52,573, due primarily to an increase in property taxes and a scheduled increase in bond repayment. The Special Reserve Fund reported an increase of \$73,283, due to interest income. The Capital Projects Fund reported a decrease of \$72,635, due to planned capital expenditures.

GENERAL FUND BUDGETARY HIGHLIGHTS

During the year, no supplemental amendments were made to the budget for the General Fund.

The General Fund actual revenues were lower than budgeted revenues. Actual revenues for the current year were \$6,886,864, compared to budgeted revenues of \$7,336,652. This resulted primarily from property taxes being budgeted at \$7,092,903 for the year and \$6,673,189 being collected.

The General Fund actual expenditures were lower than budgeted expenditures. Actual expenditures totaled \$5,749,421, while budgeted expenditures totaled \$8,476,200. This resulted primarily from personnel services, library materials and capital outlay actual expenditures being below budgeted expenditures by \$1,278,773, \$415,290, and \$523,962, respectively.

FOUNTAINDALE PUBLIC LIBRARY DISTRICT

Management's Discussion and Analysis June 30, 2016

CAPITAL ASSETS

The Library's investment in capital assets for its governmental activities as of June 30, 2016 was \$22,102,858 (net of accumulated depreciation). This investment in capital assets includes land, buildings and improvements and vehicles, furniture and equipment.

The total decrease in the Library's investment in capital assets for the current fiscal year was \$1,551,831.

	Capital Assets - Net of Depreciation	
	2016	2015
Land	\$ 470,665	470,665
Buildings and Improvements	20,216,790	20,822,588
Vehicles, Furniture and Equipment	1,415,403	2,361,436
Total	22,102,858	23,654,689

This year's additions to capital assets included \$19,429 in additions to the vehicles, furniture and equipment.

Additional information on the Library's capital assets can be found in note 3 on page 18 of this report.

DEBT ADMINISTRATION

At year-end, the Library had total outstanding debt of \$34,250,000. The following is a comparative statement of outstanding debt:

	Long-Term Debt Outstanding	
	Governmental Activities	
	2016	2015
General Obligation Bonds	\$ 34,250,000	35,275,000

Additional information on the Library's long-term debt can be found in Note 3 on pages 19 - 20 of this report.

FOUNTAINDALE PUBLIC LIBRARY DISTRICT

Management's Discussion and Analysis June 30, 2016

ECONOMIC FACTORS AND NEXT YEAR'S BUDGET AND RATES

The Library's elected and appointed officials considered many factors when setting the fiscal-year 2017 budget, including the economy, tax rates, and anticipated costs for services. The Library is faced with a similar economic environment as many of the other libraries are faced with.

REQUESTS FOR INFORMATION

This financial report is designed to provide a general overview of the Library's finances for all those with an interest in the government's finances. Questions concerning any of the information provided in this report or requests for additional information should be directed to the Fountaindale Public Library District, Attention: Paul Mills, Library Director, 300 West Briarcliff Road, Bolingbrook, IL 60440.

BASIC FINANCIAL STATEMENTS

The basic financial Statements include integrated sets of financial statements as required by the GASB. The sets of statements include:

- Government-Wide Financial Statements
- Fund Financial Statements

In addition, the notes to the financial statements are included to provide information that is essential to a user's understanding of the basic financial statements.

FOUNTAINDALE PUBLIC LIBRARY DISTRICT, ILLINOIS

Statement of Net Position

June 30, 2016

See Following Page

FOUNTAINDALE PUBLIC LIBRARY DISTRICT, ILLINOIS

**Statement of Net Position
June 30, 2016**

ASSETS	
Current Assets	
Cash and Investments	\$ 24,268,551
Receivables - Net of Allowances	
Property Taxes	5,107,889
Prepays	<u>32,944</u>
Total Current Assets	<u>29,409,384</u>
Noncurrent Assets	
Capital Assets	
Nondepreciable Capital Assets	470,665
Depreciable Capital Assets	31,040,144
Accumulated Depreciation	<u>(9,407,951)</u>
Total Noncurrent Assets	<u>22,102,858</u>
Total Assets	51,512,242
Deferred Items - IMRF	<u>1,824,023</u>
Total Assets and Deferred Outflows of Resources	<u>53,336,265</u>

The notes to the financial statements are an integral part of this statement.

LIABILITIES

Current Liabilities	
Accounts Payable	\$ 257,220
Accrued Payroll	149,742
Accrued Interest Payable	664,178
Current Portion of Long-Term Debt	1,202,485
Total Current Liabilities	<u>2,273,625</u>
Noncurrent Liabilities	
Compensated Absences Payable	109,938
Net Pension Liability - IMRF	2,922,816
General Obligation Bonds Payable	33,075,000
Total Noncurrent Liabilities	<u>36,107,754</u>
Total Liabilities	<u>38,381,379</u>

DEFERRED INFLOWS OF RESOURCES

Property Taxes	5,020,451
Deferred Items - IMRF	86,417
Total Deferred Inflows of Resources	<u>5,106,868</u>
Total Liabilities and Deferred Inflows of Resources	<u>43,488,247</u>

NET POSITION

Net Investment in Capital Assets	(11,593,423)
Restricted	
Property Tax Levies	
Liability Insurance	48,739
Illinois Municipal Retirement	593,957
Social Security	179,324
Equipping and Maintenance	283,512
Working Cash	652,422
Debt Service	462,638
Special Reserve	13,217,638
Capital Projects	549,791
Unrestricted	<u>5,453,420</u>
Total Net Position	<u>9,848,018</u>

The notes to the financial statements are an integral part of this statement.

FOUNTAINDALE PUBLIC LIBRARY DISTRICT, ILLINOIS

**Statement of Activities
For the Fiscal Year Ended June 30, 2016**

	Expenses	Program Revenues		Net (Expense) Revenue and Changes in Net Position
		Charges for Services	Operating Grants	
Governmental Activities				
Culture and Recreation	\$ 8,458,746	129,330	52,173	(8,277,243)
Interest on Long-Term Debt	1,608,976	-	-	(1,608,976)
Total Governmental Activities	10,067,722	129,330	52,173	(9,886,219)
		General Revenues		
		Taxes		
		Property Taxes		10,361,077
		Personal Property Replacement		113,158
		Interest		105,127
		Miscellaneous		180,525
				10,759,887
		Change in Net Position		873,668
		Net Position - Beginning		8,974,350
		Net Position - Ending		9,848,018

The notes to the financial statements are an integral part of this statement.

FOUNTAINDALE PUBLIC LIBRARY DISTRICT, ILLINOIS

**Balance Sheet - Governmental Funds
June 30, 2016**

	General	Debt Service	Capital Projects		Nonmajor	Total
			Special Reserve	Capital Project		
ASSETS						
Cash and Investments	\$ 7,591,643	1,105,143	13,217,638	553,720	1,800,407	24,268,551
Receivables - Net of Allowances						
Property Taxes	3,307,003	1,265,130	-	-	535,756	5,107,889
Due from Other Funds	5,129	-	-	-	-	5,129
Prepays	-	-	-	-	32,944	32,944
Total Assets	10,903,775	2,370,273	13,217,638	553,720	2,369,107	29,414,513
LIABILITIES						
Accounts Payable	205,727	-	-	-	51,493	257,220
Accrued Payroll	149,742	-	-	-	-	149,742
Due to Other Funds	-	-	-	3,929	1,200	5,129
Total Liabilities	355,469	-	-	3,929	52,693	412,091
DEFERRED INFLOWS OF RESOURCES						
Property Taxes	3,250,416	1,243,457	-	-	526,578	5,020,451
Total Liabilities and Deferred Inflows of Resources	3,605,885	1,243,457	-	3,929	579,271	5,432,542
FUND BALANCES						
Nonspendable	-	-	-	-	32,944	32,944
Restricted	-	1,126,816	13,217,638	549,791	1,757,954	16,652,199
Unassigned	7,297,890	-	-	-	(1,062)	7,296,828
Total Fund Balances	7,297,890	1,126,816	13,217,638	549,791	1,789,836	23,981,971
Total Liabilities, Def. Inflows of Resources and Fund Bal.	10,903,775	2,370,273	13,217,638	553,720	2,369,107	29,414,513

The notes to the financial statements are an integral part of this statement.

FOUNTAINDALE PUBLIC LIBRARY DISTRICT, ILLINOIS

**Reconciliation of Total Governmental Fund Balance to the
Statement of Net Position - Governmental Activities**

June 30, 2016

Total Fund Balances	\$ 23,981,971
Amounts reported in the Statement of Net Position are different because:	
Capital assets are not financial resources and therefore, are not reported in the funds.	22,102,858
Deferred Outflows (Inflows) of Resources related to IMRF not reported in the funds. Deferred Items - IMRF	1,737,606
Long-term liabilities are not due and payable in the current period and therefore are not reported in the funds.	
Compensated Absences Payable	(137,423)
Net Pension Liability - IMRF	(2,922,816)
General Obligation Bonds Payable	(34,250,000)
Accrued Interest Payable	<u>(664,178)</u>
Net Position	<u><u>9,848,018</u></u>

The notes to the financial statements are an integral part of this statement.

FOUNTAINDALE PUBLIC LIBRARY DISTRICT, ILLINOIS

**Statement of Revenues, Expenditures and Changes in Fund Balances - Governmental Funds
For the Fiscal Year Ended June 30, 2016**

	General	Debt Service	Capital Projects		Nonmajor	Total
			Special Reserve	Capital Project		
Revenues						
Taxes	\$ 6,673,189	2,532,070	-	-	1,268,976	10,474,235
Intergovernmental	52,173	-	-	-	-	52,173
Fines and Forfeitures	129,330	-	-	-	-	129,330
Interest	16,253	550	73,283	749	14,292	105,127
Miscellaneous	15,919	164,606	-	-	-	180,525
Total Revenues	6,886,864	2,697,226	73,283	749	1,283,268	10,941,390
Expenditures						
Current						
Culture and Recreation	5,611,458	-	-	-	1,264,649	6,876,107
Capital Outlay	137,963	-	-	73,384	-	211,347
Debt Service						
Principal Retirement	-	1,025,000	-	-	-	1,025,000
Interest Charges	-	1,619,653	-	-	-	1,619,653
Total Expenditures	5,749,421	2,644,653	-	73,384	1,264,649	9,732,107
Net Change in Fund Balances	1,137,443	52,573	73,283	(72,635)	18,619	1,209,283
Fund Balances - Beginning	6,160,447	1,074,243	13,144,355	622,426	1,771,217	22,772,688
Fund Balances - Ending	7,297,890	1,126,816	13,217,638	549,791	1,789,836	23,981,971

The notes to the financial statements are an integral part of this statement.

FOUNTAINDALE PUBLIC LIBRARY DISTRICT, ILLINOIS

**Reconciliation of the Statement of Revenues, Expenditures and Changes in Fund Balances
to the Statement of Activities - Governmental Activities**

For the Fiscal Year Ended June 30, 2016

Net Change in Fund Balances \$ 1,209,283

Amounts reported in the Statement of Activities
are different because:

Governmental funds report capital outlays as expenditures. However, in the
Statement of Activities the cost of those assets is allocated over their estimated
useful lives and reported as depreciation expense.

Capital Outlays	19,429
Depreciation Expense	(1,571,260)

The net effect of deferred outflows (inflows) of resources related to the pensions
not reported in the funds.

Change in Deferred Items - IMRF	744,779
---------------------------------	---------

The issuance of long-term debt provides current financial resources to
governmental funds, while the repayment of the principal on long-term
debt consumes the current financial resources of the governmental funds.

Deductions to Compensated Absences Payable	7,748
Additions to Net Pension Liability - IMRF	(571,988)
Retirement of Debt	1,025,000

Changes to accrued interest on long-term debt in the Statement of Activities
does not require the use of current financial resources and, therefore, are not
reported as expenditures in the governmental funds.

<u>10,677</u>

Changes in Net Position

<u><u>873,668</u></u>

The notes to the financial statements are in integral part of this statement.

FOUNTAINDALE PUBLIC LIBRARY DISTRICT, ILLINOIS

Notes to the Financial Statements June 30, 2016

NOTE 1 – SUMMARY OF SIGNIFICANT ACCOUNTING POLICIES

The Fountaindale Public Library District (Library) of Illinois primarily serves the Village of Bolingbrook in Will and DuPage Counties, Illinois, with the library located in Bolingbrook.

REPORTING ENTITY

In determining the financial reporting entity, the Library complies with the provisions of GASB Statement No. 61, “The Financial Reporting Omnibus – an Amendment of GASB Statements No. 14 and No. 34,” and includes all component units that have a significant operational or financial relationship with the Library. Based upon the criteria set forth in the GASB Statement No. 61, there are no component units included in the reporting entity.

BASIS OF PRESENTATION

Government-Wide Statements

The Library’s basic financial statements include both government-wide (reporting the Library as a whole) and fund financial statements (reporting the Library’s major funds). The Library only reports governmental activities.

In the government-wide Statement of Net Position, the governmental activities is (a) presented on a consolidated basis, and (b) reported on a full accrual, economic resource basis, which recognizes all long-term assets/deferred outflows and receivables as well as long-term debt/deferred inflows and obligations. The Library’s net position is reported in three parts: net investment in capital assets; restricted; and unrestricted. The Library first utilizes restricted resources to finance qualifying activities.

The government-wide Statement of Activities reports both the gross and net cost of each of the Library’s functions. The functions are supported by general government revenues (property and personal property replacement taxes, certain intergovernmental revenues, interest income, etc.). The Statement of Activities reduces gross expenses (including depreciation) by related program revenues, which include 1) charges to customers or applicants who purchase, use or directly benefit from goods, services or privileges provided by a given function or segment and 2) grants and contributions that are restricted to meeting the operational or capital requirements of a particular function or segment.

The net costs (by function) are normally covered by general revenue (property and personal property replacement taxes, certain intergovernmental revenues, interest income, etc.).

FOUNTAINDALE PUBLIC LIBRARY DISTRICT, ILLINOIS

Notes to the Financial Statements June 30, 2016

NOTE 1 – SUMMARY OF SIGNIFICANT ACCOUNTING POLICIES – Continued

BASIS OF PRESENTATION – Continued

Government-Wide Statements – Continued

This government-wide focus is more on the sustainability of the Library as an entity and the change in the Library's net position resulting from the current year's activities.

Governmental Funds

The focus of the governmental funds' measurement (in the fund statements) is upon determination of financial position and changes in financial position (sources, uses, and balances of financial resources) rather than upon net income. The following is a description of the governmental funds of the Library:

General fund is the general operating fund of the Library. It accounts for all revenues and expenditures of the Library which are not accounted for in other funds. The General Fund is a major fund.

Special revenue funds are used to account for the proceeds of specific revenue sources that are legally restricted to expenditures for specified purposes. The Library maintains five nonmajor special revenue funds.

Debt service funds are used to account for the accumulation of funds for the periodic payment of principal and interest on general long-term debt. The Debt Service Fund is treated as a major fund and is used to account for the accumulation of resources for, and the payment of, general long-term debt principal and interest.

Capital projects funds are used to account for financial resources to be used for the acquisition or construction of major capital facilities. The Library maintains two major capital projects fund. The Special Reserve Fund is used to account for the costs of capital as the Board designates. Funding is generally from excess fund transfers from the General Fund. The Capital Project Fund is used to account for bond proceeds received and expenditures in relation to the District's building project.

Permanent funds are used to report resources that are legally restricted to the extent that only earnings, and not principal, may be used for purposes that support the reporting government's programs, that is, for the benefit of the government or its citizenry. The Library maintains one nonmajor permanent fund.

FOUNTAINDALE PUBLIC LIBRARY DISTRICT, ILLINOIS

Notes to the Financial Statements June 30, 2016

NOTE 1 – SUMMARY OF SIGNIFICANT ACCOUNTING POLICIES – Continued

MEASUREMENT FOCUS AND BASIS OF ACCOUNTING

Measurement focus is a term used to describe “which” transactions are recorded within the various financial statements. Basis of accounting refers to “when” transactions are recorded regardless of the measurement focus applied.

Measurement Focus

On the government-wide Statement of Net Position and the Statement of Activities, governmental funds are presented using the economic resources measurement focus as defined below. In the fund financial statements, the “current financial resources” measurement focus is utilized.

The accounting objectives of the “economic resources” measurement focus are the determination of operating income, changes in net position (or cost recovery), financial position, and cash flows. All assets/deferred outflows, liabilities/deferred inflows (whether current or noncurrent) associated with their activities are reported.

All governmental funds utilize a “current financial resources” measurement focus. Only current financial assets/deferred outflows and liabilities/deferred inflows are generally included on their balance sheets. Their operating statements present sources and uses of available spendable financial resources during a given period. These funds use fund balance as their measure of available spendable financial resources at the end of the period.

Basis of Accounting

In the government-wide Statement of Net Position and Statement of Activities, governmental activities are presented using the accrual basis of accounting. Under the accrual basis of accounting, revenues are recognized when earned and expenses are recorded when the liability/deferred inflow is incurred or economic asset used. Revenues, expenses, gains, losses, assets/deferred outflows, and liabilities/deferred inflows resulting from exchange and exchange-like transactions are recognized when the exchange takes place.

In the fund financial statements, governmental funds are presented on the modified accrual basis of accounting. Under this modified accrual basis of accounting, revenues are recognized when “measurable and available.” Measurable means knowing or being able to reasonably estimate the amount. Available means collectible within the current period or within sixty days after year-end. The Library recognizes property taxes when they become both measurable and available in accordance with GASB Codification Section P70. A sixty day availability period is used for revenue recognition for all other governmental fund revenues. Expenditures (including capital outlay) are recorded when the related fund liability is incurred, except for general obligation bond principal and interest which are recognized when due.

FOUNTAINDALE PUBLIC LIBRARY DISTRICT, ILLINOIS

Notes to the Financial Statements June 30, 2016

NOTE 1 – SUMMARY OF SIGNIFICANT ACCOUNTING POLICIES – Continued

MEASUREMENT FOCUS AND BASIS OF ACCOUNTING – Continued

Basis of Accounting – Continued

In applying the susceptible to accrual concept under the modified accrual basis, those revenues susceptible to accrual are property taxes, interest revenue, and charges for services. All other revenues are not susceptible to accrual because generally they are not measurable until received in cash.

ASSETS/DEFERRED OUTFLOWS, LIABILITIES/DEFERRED INFLOWS, AND NET POSITION OR EQUITY

Cash and Investments

For purpose of the Statement of Net Position, the Library's cash and cash equivalents are considered to be cash on hand, demand deposits, and cash with fiscal agent. Investments are reported at fair value. Short-term investments are reported at cost, which approximates fair value. Securities traded on national exchanges are valued at the last reported sales price. Investments that do not have any established market, if any, are reported at estimated fair value.

Prepays

Prepays are valued at cost, which approximates market. The cost of governmental fund-type prepays are recorded as expenditures when consumed rather than when purchased. Certain payments to vendors reflect costs applicable to future accounting periods and are recorded as prepays in both the government-wide and fund financial statements.

Interfund Receivables, Payables and Activity

Interfund activity is reported as loans, services provided, reimbursements or transfers. Loans are reported as interfund receivables and payables as appropriate and are subject to elimination upon consolidation. Services provided, deemed to be at market or near market rates, are treated as revenues and expenditures/expenses. Reimbursements are when one fund incurs a cost, charges the appropriate benefiting fund and reduces its related cost as a reimbursement. All other interfund transactions are treated as transfers.

Capital Assets

Capital assets purchased or acquired with an original cost of more than \$1,000 are reported at historical cost or estimated historical cost. Contributed assets are reported at fair market value as of the date received. Additions, improvements and other capital outlays that significantly extend the useful life of an asset are capitalized. Other costs incurred for repairs and maintenance are expensed as incurred.

FOUNTAINDALE PUBLIC LIBRARY DISTRICT, ILLINOIS

**Notes to the Financial Statements
June 30, 2016**

NOTE 1 – SUMMARY OF SIGNIFICANT ACCOUNTING POLICIES – Continued

ASSETS/DEFERRED OUTFLOWS, LIABILITIES/DEFERRED INFLOWS, AND NET POSITION OR EQUITY – Continued

Capital Assets – Continued

The accounting and financial reporting treatment applied to a fund is determined by its measurement focus. General capital assets are long-lived assets of the Library as a whole. When purchased, such assets are recorded as expenditures in the governmental funds and capitalized. The valuation basis for general capital assets is historical cost, or where historical cost is not available, estimated historical cost based on replacement costs.

Depreciation on all assets is computed and recorded using the straight-line method of depreciation over the following estimated useful lives:

Buildings and Improvements	20 - 40 Years
Vehicles, Furniture and Equipment	7 Years

Compensated Absences

The Library accrues accumulated unpaid vacation and associated employee-related costs when earned (or estimated to be earned) by the employee. In accordance with GASB Statement No. 16, no liability is recorded for nonvesting accumulation rights to receive sick pay benefits. However, a liability is recognized for that portion of accumulated sick leave that is estimated to be taken as “terminal leave” prior to retirement. All vacation pay is accrued when incurred in the government-wide financial statements. A liability for these amounts is reported in the governmental funds only if they have matured, for example, as a result of employee resignations and retirements.

Long-Term Obligations

In the government-wide financial statements, long-term debt and other long-term obligations are reported as liabilities in the governmental activities Statement of Net Position. Bond premiums and discounts are deferred and amortized over the life of the bonds. Bonds payable are reported net of the applicable bond premium or discount. Bond issuance costs are reported as expenses at the time of issuance.

In the fund financial statements, governmental fund types recognize bond premiums and discounts, as well as bond issuance costs, during the current period. The face amount of debt issued is reported as other financing sources. Premiums received on debt issuances are reported as other financing sources while discounts on debt issuances are reported as other financing uses. Issuance costs, whether or not withheld from the actual debt proceeds received, are reported as debt service expenditures.

FOUNTAINDALE PUBLIC LIBRARY DISTRICT, ILLINOIS

Notes to the Financial Statements June 30, 2016

NOTE 1 – SUMMARY OF SIGNIFICANT ACCOUNTING POLICIES – Continued

ASSETS/DEFERRED OUTFLOWS, LIABILITIES/DEFERRED INFLOWS, AND NET POSITION OR EQUITY – Continued

Net Position

In the government-wide financial statements, equity is classified as net position and displayed in three components:

Net investment in capital assets – Consists of capital assets, including restricted capital assets, net of accumulated depreciation, and reduced by the outstanding balances of any bonds, mortgages, notes or other borrowings that are attributable to the acquisition, construction, or improvement of those assets.

Restricted – Consists of net position with constraints placed on the use either by (1) external groups such as creditors, grantors, contributors, or laws or regulations of other governments; or (2) law through constitutional provisions or enabling legislations.

Unrestricted – All other net position balances that do not meet the definition of “restricted” or “net investment in capital assets.”

NOTE 2 – STEWARDSHIP, COMPLIANCE AND ACCOUNTABILITY

BUDGETARY INFORMATION

All departments of the Library submit requests for appropriations to the Library Director so that a budget may be prepared. The budget is prepared by fund, function, and activity, and includes information on the past year, current year estimates, and requested appropriations for the next fiscal year. The proposed budget is presented to the governing body for review. The governing body holds public hearings and may add to, subtract from, or change appropriations, but may not change the form of the budget. The Library Director is authorized to transfer budgeted amounts between departments within any fund; however, any revisions that alter the total expenditures of any fund must be approved by the Board. Expenditures may not legally exceed budgeted appropriations at the fund level. During the year no supplementary appropriations were made. The Library does not budget for the Debt Service, Special Reserve and Working Cash Funds.

DEFICIT FUND EQUITY

The Audit Fund has a deficit fund equity of \$1,062 as of June 30, 2016.

FOUNTAINDALE PUBLIC LIBRARY DISTRICT, ILLINOIS

**Notes to the Financial Statements
June 30, 2016**

NOTE 3 – DETAIL NOTES ON ALL FUNDS

DEPOSITS AND INVESTMENTS

The Library maintains a cash and investment pool that is available for use by all funds. Each fund type's portion of this pool is displayed on the combined balance sheet as "cash and investments." In addition, investments are separately held by several of the Library's funds.

Permitted Deposits and Investments - Statutes authorize the Library to make deposits/invest in commercial banks, savings and loan institutions, obligations of the U.S. Treasury and U.S. Agencies, obligations of States and their political subdivisions, credit union shares, repurchase agreements, commercial paper rated within the three highest classifications by at least two standard rating services, and the Illinois Funds.

Illinois Funds is an investment pool managed by the Illinois Public Treasurer's Office, which allows governments within the State to pool their funds for investment purposes. Although not registered with the SEC, Illinois Funds does operate in a manner consistent with Rule 2a7 of the Investment Company Act of 1940. Investments in Illinois Funds are valued at the share price, the price for which the investment could be sold.

Interest Rate Risk, Credit Risk, Concentration Risk, and Custodial Credit Risk

Deposits. At year-end, the carrying amount of the Library's deposits totaled \$23,545,419 and the bank balances totaled \$23,582,335.

Investments. The Library has the following investment fair values and maturities:

Investment Type	Fair Value	Investment Maturities (in Years)			
		Less Than 1	1 to 5	6 to 10	More Than 10
U.S. Treasury Securities	\$ 443,260	60,145	299,003	84,112	-
U.S Agency Securities	183,675	45,310	111,886	26,479	-
Illinois Funds	96,197	96,197	-	-	-
	723,132	201,652	410,889	110,591	-

FOUNTAINDALE PUBLIC LIBRARY DISTRICT, ILLINOIS

Notes to the Financial Statements June 30, 2016

NOTE 3 – DETAIL NOTES ON ALL FUNDS – Continued

DEPOSITS AND INVESTMENTS – Continued

Interest Rate Risk, Credit Risk, Concentration Risk, and Custodial Credit Risk – Continued

Interest Rate Risk. Interest rate risk is the risk that changes in interest rates will adversely affect the fair value of an investment. The Library's investment policy states that the Library invest in primarily short-term securities, money market mutual funds, or similar investment pools and limiting the average maturity of the portfolio. However, investment purchases mirror daily cash flow needs. Consequently, there is no limit attached to the maturity dates of the investment purchases as a means of managing the Library's exposure to fair value losses arising from increasing interest rates.

Credit Risk. Credit risk is the risk that an issuer or other counterparty to an investment will not fulfill its obligations. The Library's investment policy does not mitigate credit risk. At year-end, the Library's investments in the Illinois Funds were rated AAAM by Standard & Poor's, the Library's investments in U.S. Agency Securities were rated AA+ by Standard and Poor's, and the Library's investments in U.S. Treasuries Securities were rated AAA by Moody's.

Concentration Risk. Concentration of credit risk is the risk of loss attributed to the magnitude of the Library's investment in a single issuer. The Library's investment policy does not mitigate concentration risk. At year-end, the Library's does not have any investments that represent more than 5% of the Library's total investment portfolio.

Custodial Credit Risk. In the case of deposits, this is the risk that in the event of a bank failure, the Library's deposits may not be returned to it. The Library's investment policy requires that deposit with financial institutions in excess of FDIC be collateralized with collateral held by an independent third party in the name of the Library. At year-end, the entire amount of the bank balance of the deposits was covered by federal depository or equivalent insurance.

For an investment, this is the risk that in the event of the failure of the counterparty, the Library will not be able to recover the value of its investment or collateral securities that are in the possession of an outside party. At year-end, the Library's investments in the Illinois Funds are not subject to custodial credit risk.

PROPERTY TAXES

Property taxes for the 2015 levy attach as an enforceable lien on January 1, on property values assessed as of the same date. Taxes are levied by December of the subsequent fiscal year (by passage of a Tax Levy Ordinance). Tax bills are prepared by the County and are collected in two installments in April and September. The County collects such taxes and remits them periodically. The allowance for uncollectible taxes has been stated at 2% of the tax levy, to reflect actual collection experience.

FOUNTAINDALE PUBLIC LIBRARY DISTRICT, ILLINOIS

**Notes to the Financial Statements
June 30, 2016**

NOTE 3 – DETAIL NOTES ON ALL FUNDS – Continued

CAPITAL ASSETS

Governmental Activities

Governmental capital asset activity for the year was as follows:

	Beginning Balances	Increases	Decreases	Ending Balances
Nondepreciable Capital Assets				
Land	\$ 470,665	-	-	470,665
Depreciable Capital Assets				
Buildings and Improvements	24,095,298	-	-	24,095,298
Vehicles, Furniture and Equipment	6,925,417	19,429	-	6,944,846
	<u>31,020,715</u>	<u>19,429</u>	<u>-</u>	<u>31,040,144</u>
Less Accumulated Depreciation				
Buildings and Improvements	3,272,710	605,798	-	3,878,508
Vehicles, Furniture and Equipment	4,563,981	965,462	-	5,529,443
	<u>7,836,691</u>	<u>1,571,260</u>	<u>-</u>	<u>9,407,951</u>
Total Net Depreciable Capital Assets	<u>23,184,024</u>	<u>(1,551,831)</u>	<u>-</u>	<u>21,632,193</u>
Total Net Capital Assets	<u>23,654,689</u>	<u>(1,551,831)</u>	<u>-</u>	<u>22,102,858</u>

Depreciation expense of \$1,571,260 was charged to the culture and recreation function.

INTERFUND BALANCES

Interfund balances are advances in anticipation of receipts to cover temporary cash shortages. Interfund balances for the year consisted of the following:

Receivable	Payable	Amount
General	Non-Major	\$ 1,200
General	Capital Projects	<u>3,929</u>
		<u>5,129</u>

FOUNTAINDALE PUBLIC LIBRARY DISTRICT, ILLINOIS

**Notes to the Financial Statements
June 30, 2016**

NOTE 3 – DETAIL NOTES ON ALL FUNDS – Continued

LONG-TERM DEBT

General Obligation Bonds

The Library issues general obligation bonds to provide funds for the acquisition and construction of major capital facilities. General obligation bonds are direct obligations and pledge the full faith and credit of the Library. General obligation bonds currently outstanding are as follows:

<u>Issue</u>	<u>Beginning Balances</u>	<u>Issuances</u>	<u>Retirements</u>	<u>Ending Balances</u>
General Obligation Library Building Bonds of 2008 (\$10,000,000) due in annual installments of \$800,000 to \$2,960,000 plus interest at 4.20% to 5.00% through February 1, 2028	\$ 10,000,000	-	-	10,000,000
General Obligation Library Building Bonds of 2009 (\$20,750,000) due in annual installments of \$375,000 to \$2,000,000 plus interest at 2.00% to 4.50% through February 1, 2027	16,750,000	-	1,025,000	15,725,000
General Obligation Library Building Bonds of 2009B (\$8,750,000) due in annual installments of \$100,000 to \$3,900,000 plus interest at 1.20% to 6.00% through December 1, 2029	8,525,000	-	-	8,525,000
	<u>35,275,000</u>	<u>-</u>	<u>1,025,000</u>	<u>34,250,000</u>

FOUNTAINDALE PUBLIC LIBRARY DISTRICT, ILLINOIS

**Notes to the Financial Statements
June 30, 2016**

NOTE 3 – DETAIL NOTES ON ALL FUNDS – Continued

LONG-TERM DEBT – Continued

Long-Term Liability Activity

Payments on the general obligation bonds are made by the Debt Service Fund and the compensated absences and net pension liability are generally liquidated by the General Fund. Changes in long-term liabilities during the fiscal year were as follows:

Type of Debt	Beginning Balances	Additions	Deductions	Ending Balances	Amounts Due within One Year
Compensated Absences	\$ 145,171	7,748	15,496	137,423	27,485
Net Pension Liability - IMRF	2,350,828	571,988	-	2,922,816	-
General Obligation Bonds	35,275,000	-	1,025,000	34,250,000	1,175,000
	<u>37,770,999</u>	<u>579,736</u>	<u>1,040,496</u>	<u>37,310,239</u>	<u>1,202,485</u>

Debt Service Requirements to Maturity

The annual debt service requirements to maturity, including principal and interest, are as follows:

Ending June 30	General Obligation Bonds	
	Principal	Interest
2017	\$ 1,175,000	1,594,026
2018	1,300,000	1,561,716
2019	1,475,000	1,522,714
2020	1,650,000	1,463,716
2021	1,825,000	1,396,114
2022	2,000,000	1,320,716
2023	2,225,000	1,237,514
2024	2,450,000	1,145,316
2025	2,700,000	1,038,940
2026	3,000,000	921,940
2027	3,265,000	787,240
2028	3,560,000	636,576
2029	3,725,000	453,776
2030	3,900,000	195,000
Total	<u>34,250,000</u>	<u>15,275,304</u>

FOUNTAINDALE PUBLIC LIBRARY DISTRICT, ILLINOIS

**Notes to the Financial Statements
June 30, 2016**

NOTE 3 – DETAIL NOTES ON ALL FUNDS – Continued

NET POSITION/FUND BALANCES

Net Position – Net Investment in Capital Assets

Net investment in capital assets was comprised of the following as of June 30, 2016:

Governmental Activities	
Capital Assets - Net of Accumulated Depreciation	\$ 22,102,858
Plus: Unspent Bond Proceeds	553,719
Less Capital Related Debt:	
General Obligation Bonds	<u>(34,250,000)</u>
Net Investment in Capital Assets	<u><u>(11,593,423)</u></u>

Fund Balance Classifications

In the governmental funds financial statements, the Library considers restricted amounts to have been spent when an expenditure is incurred for purposes for which both restricted and unrestricted fund balance is available. The Library first utilizes committed, then assigned and then unassigned fund balance when an expenditure is incurred for purposes for which all three unrestricted fund balances are available. The following is a schedule of fund balance classifications for the governmental funds as of the date of this report:

	General	Debt Service	Capital Projects		Nonmajor	Total
			Special Reserve	Capital Project		
Fund Balances						
Nonspendable						
Prepays	\$ -	-	-	-	32,944	32,944
Restricted						
Liability Insurance	-	-	-	-	48,739	48,739
IMRF	-	-	-	-	593,957	593,957
Social Security	-	-	-	-	179,324	179,324
Equipping and Maintenance	-	-	-	-	283,512	283,512
Working Cash	-	-	-	-	652,422	652,422
Debt Service	-	1,126,816	-	-	-	1,126,816
Special Reserve	-	-	13,217,638	-	-	13,217,638
Capital Projects	-	-	-	549,791	-	549,791
	<u>-</u>	<u>1,126,816</u>	<u>13,217,638</u>	<u>549,791</u>	<u>1,757,954</u>	<u>16,652,199</u>
Unassigned	7,297,890	-	-	-	(1,062)	7,296,828
Total Fund Balances	<u>7,297,890</u>	<u>1,126,816</u>	<u>13,217,638</u>	<u>549,791</u>	<u>1,789,836</u>	<u>23,981,971</u>

FOUNTAINDALE PUBLIC LIBRARY DISTRICT, ILLINOIS

Notes to the Financial Statements June 30, 2016

NOTE 3 – DETAIL NOTES ON ALL FUNDS – Continued

NET POSITION/FUND BALANCES – Continued

Fund Balance Classifications – Continued

Minimum Fund Balance Policy. It is the goal of the Library to maintain no less than three (3) and no more than ten (10) months of operating expenditures in the General Fund. General Fund balances over the maximum at the end of the fiscal year may be transferred to the Special Reserve Fund through Board resolution.

NOTE 4 – OTHER INFORMATION

CONTINGENT LIABILITIES

Litigation

The Library is a defendant in various lawsuits. Although the outcome of these lawsuits is not presently determinable, in the opinion of the Library's attorney the resolution of these matters will not have a material adverse effect on the financial condition of the Library.

Grants

Amounts received or receivable from grantor agencies are subject to audit and adjustment by grantor agencies, principally the federal government. Any disallowed claims, including amounts already collected, may constitute a liability of the applicable funds. The amount, if any, of expenditures which may be disallowed by the grantor cannot be determined at this time although the Library expects such amounts, if any, to be immaterial.

RISK MANAGEMENT

The Library is exposed to various risks of loss related to torts; theft of, damage to and destruction of assets; errors and omissions; natural disasters; and injuries to the Library's employees. These risks are provided for through the District's participation in the Library Insurance Management and Risk Control Cooperative (LIMRiCC). LIMRiCC is a governmental joint venture whose members are Illinois libraries. LIMRiCC manages and funds first party property losses, third party liability claims, boiler and machinery claims, workers' compensation claims, and public official liability claims of its members. The District's participation is limited to unemployment compensation claims only. The District's payments to LIMRiCC are displayed in the financial statements as expenditures in the appropriate fund. The amount of coverage has not decreased nor have the amount of settlements exceeded coverage in the current fiscal prior or any of the past three years.

FOUNTAINDALE PUBLIC LIBRARY DISTRICT, ILLINOIS

Notes to the Financial Statements June 30, 2016

NOTE 4 – OTHER INFORMATION – Continued

EMPLOYEE RETIREMENT SYSTEM – DEFINED BENEFIT PENSION PLAN

The Library contributes to one defined benefit pension plans, the Illinois Municipal Retirement Fund (IMRF), a defined benefit agent multiple-employer public employee retirement system. IMRF issues a publicly available financial report that includes financial statements and required supplementary information for the plan as a whole, but not by individual employer. That report may be obtained online at www.imrf.org. The benefits, benefit levels, employee contributions, and employer contributions are governed by Illinois Compiled Statutes (ILCS) and can only be amended by the Illinois General Assembly.

Illinois Municipal Retirement Fund (IMRF)

Plan Descriptions

Plan Administration. All employees hired in positions that meet or exceed the prescribed annual hourly standard must be enrolled in IMRF as participating members. The plan is accounted for on the economic resources measurement focus and the accrual basis of accounting. Employer and employee contributions are recognized when earned in the year that the contributions are required, benefits and refunds are recognized as an expense and liability when due and payable.

Benefits Provided. IMRF has three benefit plans. The vast majority of IMRF members participate in the Regular Plan (RP). The Sheriff's Law Enforcement Personnel (SLEP) plan is for sheriffs, deputy sheriffs, and selected police chiefs. Counties could adopt the Elected County Official (ECO) plan for officials elected prior to August 8, 2011 (the ECO plan was closed to new participants after that date).

IMRF provides two tiers of pension benefits. Employees hired *before* January 1, 2011, are eligible for Tier 1 benefits. Tier 1 employees are vested for pension benefits when they have at least eight years of qualifying service credit. Tier 1 employees who retire at age 55 (at reduced benefits) or after age 60 (at full benefits) with eight years of service are entitled to an annual retirement benefit, payable monthly for life, in an amount equal to 1-2/3% of the final rate of earnings for the first 15 years of service credit, plus 2% for each year of service credit after 15 years to a maximum of 75% of their final rate of earnings. Final rate of earnings is the highest total earnings during any consecutive 48 months within the last 10 years of service, divided by 48. Under Tier 1, the pension is increased by 3% of the original amount on January 1 every year after retirement.

FOUNTAINDALE PUBLIC LIBRARY DISTRICT, ILLINOIS

**Notes to the Financial Statements
June 30, 2016**

NOTE 4 – OTHER INFORMATION – Continued

EMPLOYEE RETIREMENT SYSTEM – DEFINED BENEFIT PENSION PLAN – Continued

Illinois Municipal Retirement System – Continued

Plan Description – Continued

Benefits Provided – Continued. Employees hired *on or after* January 1, 2011, are eligible for Tier 2 benefits. For Tier 2 employees, pension benefits vest after ten years of service. Participating employees who retire at age 62 (at reduced benefits) or after age 67 (at full benefits) with ten years of service are entitled to an annual retirement benefit, payable monthly for life, in an amount equal to 1-2/3% of the final rate of earnings for the first 15 years of service credit, plus 2% for each year of service credit after 15 years to a maximum of 75% of their final rate of earnings. Final rate of earnings is the highest total earnings during any 96 consecutive months within the last 10 years of service, divided by 96. Under Tier 2, the pension is increased on January 1 every year after retirement, upon reaching age 67, by the *lesser* of:

- 3% of the original pension amount, or
- 1/2 of the increase in the Consumer Price Index of the original pension amount.

Plan Membership. As of December 31, 2015, the measurement date, the following employees were covered by the benefit terms:

Inactive Plan Members Currently Receiving Benefits	85
Inactive Plan Members Entitled to but not yet Receiving Benefits	65
Active Plan Members	<u>86</u>
Total	<u><u>236</u></u>

Contributions. As set by statute, the Library’s Regular Plan Members are required to contribute 4.5% of their annual covered salary. The statute requires employers to contribute the amount necessary, in addition to member contributions, to finance the retirement coverage of its own employees. The Library’s annual contribution rate for calendar year 2015 was 18.25% of covered payroll.

Net Pension Liability. The Library’s net pension liability was measured as of December 31, 2015. The total pension liability used to calculate the net pension liability was determined by an actuarial valuation as of that date.

FOUNTAINDALE PUBLIC LIBRARY DISTRICT, ILLINOIS

**Notes to the Financial Statements
June 30, 2016**

NOTE 4 – OTHER INFORMATION – Continued

EMPLOYEE RETIREMENT SYSTEM – DEFINED BENEFIT PENSION PLAN – Continued

Illinois Municipal Retirement System – Continued

Plan Description – Continued

Actuarial Assumptions. The total pension liability was determined by an actuarial valuation performed, as of December 31, 2015, using the following actuarial methods and assumptions:

Actuarial Valuation Date	12/31/2015
Actuarial Cost Method	Entry Age Normal
Asset Valuation Method	Market
Actuarial Assumptions	
Interest Rate	7.48%
Salary Increases	3.75% to 14.50%
Cost of Living Adjustments	2.75%
Inflation	2.75%

For nondisabled retirees, an IMRF specific mortality table was used with fully generational projection scale MP-2014 (base year 2014). IMRF specific rates were developed from the RP-2014 Blue Collar Health Annuitant Mortality Table with adjustments to match current IMRF experience. For disabled retirees, an IMRF specific mortality tables was used with fully generational projection scale MP-2014 (base year 2014). IMRF specific rates were developed from the RP-2014 Disabled Retirees Mortality Table applying the same adjustment that were applied for nondisabled lives. For active members, an IMRF specific mortality table was used with fully generational projection scale MP-2014 (base year 2014). IMRF specific rates were developed from the RP-2014 Employee Mortality Table with adjustments to match current IMRF experience.

FOUNTAINDALE PUBLIC LIBRARY DISTRICT, ILLINOIS

**Notes to the Financial Statements
June 30, 2016**

NOTE 4 – OTHER INFORMATION – Continued

EMPLOYEE RETIREMENT SYSTEM – DEFINED BENEFIT PENSION PLAN – Continued

Illinois Municipal Retirement System – Continued

Discount Rate

A Single Discount Rate of 7.48% was used to measure the total pension liability. The projection of cash flow used to determine this Single Discount Rate assumed that the plan members' contributions will be made at the current contribution rate, and that employer contributions will be made at rates equal to the difference between actuarially determined contribution rates and the member rate. The Single Discount Rate reflects:

1. The long-term expected rate of return on pension plan investments (during the period in which the fiduciary net position is projected to be sufficient to pay benefits), and
2. The tax-exempt municipal bond rate based on an index of 20-year general obligation bonds with an average AA credit rating (which is published by the Federal Reserve) as of the measurement date (to the extent that the contributions for use with the long-term expected rate of return are not met).

For the purpose of the most recent valuation, the expected rate of return on plan investments is 7.50%, the municipal bond rate is 3.57%, and the resulting single discount rate is 7.48%.

Discount Rate Sensitivity

The following presents the plan's net pension liability, calculated using a Single Discount Rate of 7.48%, as well as what the plan's net pension liability would be if it were calculated using a Single Discount Rate that is 1% lower or 1% higher:

	1% Decrease (6.48%)	Current Discount Rate (7.48%)	1% Increase (8.48%)
Net Pension Liability	\$ 5,443,566	2,922,816	847,598

FOUNTAINDALE PUBLIC LIBRARY DISTRICT, ILLINOIS

**Notes to the Financial Statements
June 30, 2016**

NOTE 4 – OTHER INFORMATION – Continued

EMPLOYEE RETIREMENT SYSTEM – DEFINED BENEFIT PENSION PLAN – Continued

Illinois Municipal Retirement System – Continued

Changes in the Net Pension Liability

	Total Pension Liability (A)	Plan Fiduciary Net Position (B)	Net Pension Liability (A) - (B)
Balances at December 31, 2014	\$ 19,218,339	\$ 16,867,511	\$ 2,350,828
Changes for the year:			
Service Cost	333,485	-	333,485
Interest on the Total Pension Liability	1,412,967	-	1,412,967
Difference Between Expected and Actual Experience of the Total Pension Liability	(58,124)	-	(58,124)
Changes of Assumptions	23,211	-	23,211
Contributions - Employer	-	566,665	(566,665)
Contributions - Employees	-	139,726	(139,726)
Net Investment Income	-	83,502	(83,502)
Benefit Payments, including Refunds of Employee Contributions	(1,040,734)	(1,040,734)	-
Other (Net Transfer)	-	349,658	(349,658)
Net Changes	670,805	98,817	571,988
Balances at December 31, 2015	19,889,144	16,966,328	2,922,816

FOUNTAINDALE PUBLIC LIBRARY DISTRICT, ILLINOIS

**Notes to the Financial Statements
June 30, 2016**

NOTE 4 – OTHER INFORMATION – Continued

EMPLOYEE RETIREMENT SYSTEM – DEFINED BENEFIT PENSION PLAN – Continued

Illinois Municipal Retirement System – Continued

Pension Expense, Deferred Outflows of Resources, and Deferred Inflows of Resources Related to Pensions – Continued

For the year ended June 30, 2016, the Library recognized pension revenue of \$172,791. At June 30, 2016, the Library reported deferred outflows of resources and deferred inflows of resources related to pensions from the following sources:

	Deferred Outflows of Resources	Deferred Inflows of Resources	Total
Differences Between Expected and Actual Experience	\$ -	\$ (86,417)	\$ (86,417)
Changes in Assumptions	418,762	-	418,762
Net difference between projected and actual Earnings on Pension Plan Investments	1,079,368	-	1,079,368
Pension Contributions Made Subsequent to the Measurement Date	325,893	-	325,893
Total Deferred Amounts Related to IMRF	<u>1,824,023</u>	<u>(86,417)</u>	<u>1,737,606</u>

Amounts reported as deferred outflows of resources and deferred inflows of resources related to pensions will be recognized in pension expense in future periods as follows:

Fiscal Year	Net Deferred Outflows of Resources
2017	\$ 774,196
2018	448,303
2019	279,488
2020	235,619
2021	-
Thereafter	-
Total	<u>1,737,606</u>

FOUNTAINDALE PUBLIC LIBRARY DISTRICT, ILLINOIS

Notes to the Financial Statements June 30, 2016

NOTE 4 – OTHER INFORMATION – Continued

POST-EMPLOYMENT BENEFITS

The Library provides COBRA health benefits to all prior employees as required by federal law. The Library also provides continued health benefits to eligible retirees as required by Illinois Public Act 86-1444. The prior employees and retirees pay 100 percent of the premiums. The Library has determined the provisions of GASB Statement No. 45 *Financial Reporting for Post-Employment Benefits Other Than Pension Funds* to be immaterial to the financial statements based on membership in the plan and the fact that the Library has no explicit cost for post-employment benefits.

REQUIRED SUPPLEMENTARY INFORMATION

Required supplementary information includes financial information and disclosures that are required by the GASB but are not considered a part of the basic financial statements. Such information includes:

- Schedule of Funding Progress and Employer Contributions
Illinois Municipal Retirement Fund
- Budgetary Comparison Schedule
General Fund

Notes to the Required Supplementary Information

Budgetary Information – Budgets are adopted on a basis consistent with generally accepted accounting principles.

FOUNTAINDALE PUBLIC LIBRARY DISTRICT, ILLINOIS

Illinois Municipal Retirement Fund

**Required Supplementary Information
Schedule of Employer Contributions
June 30, 2016**

Calendar Year	Actuarially Determined Contribution	Contributions in Relation to the Actuarially Determined Contribution	Contribution Excess/ (Deficiency)	Covered-Employee Payroll	Contributions as a Percentage of Covered-Employee Payroll
2014	\$ 579,121	\$ 607,664	\$ 28,543	\$ 2,939,699	20.67%
2015	566,665	566,665	-	3,105,011	18.25%

Notes to the Required Supplementary Information:

Actuarial Valuation Date	December 31, 2015
Actuarial Cost Method	Entry Age Normal
Amortization Method	Level % Pay (Closed)
Remaining Amortization Period	28 Years
Asset Valuation Method	5-Year Smoothed Market, 20% Corridor
Inflation	3.00%
Salary Increases	4.40% - 16.00%
Investment Rate of Return	7.50%
Retirement Age	See the Notes to the Financial Statements
Mortality	RP-2000 Combined Healty Mortality Table

Note:

This schedule is intended to show information for ten years and additional year's information will be displayed as it becomes available.

FOUNTAINDALE PUBLIC LIBRARY DISTRICT, ILLINOIS

Illinois Municipal Retirement Fund

**Required Supplementary Information
Schedule of Changes in the Employer's Net Pension Liability
June 30, 2016**

	December 31,	
	2014	2015
Total Pension Liability		
Service Cost	\$ 373,359	333,485
Interest	1,314,442	1,412,967
Changes in Benefit Terms	-	-
Differences Between Expected and Actual Experience	(84,139)	(58,124)
Change of Assumptions	794,569	23,211
Benefit Payments, Including Refunds of Member Contributions	(1,038,209)	(1,040,734)
Net Change in Total Pension Liability	1,360,022	670,805
Total Pension Liability - Beginning	17,858,317	19,218,339
Total Pension Liability - Ending	19,218,339	19,889,144
Plan Fiduciary Net Position		
Contributions - Employer	\$ 607,664	566,665
Contributions - Members	138,807	139,726
Net Investment Income	982,236	83,502
Benefit Payments, Including Refunds of Member Contributions	(1,038,209)	(1,040,734)
Other (Net Transfer)	(71,084)	349,658
Net Change in Plan Fiduciary Net Position	619,414	98,817
Plan Net Position - Beginning	16,248,097	16,867,511
Plan Net Position - Ending	16,867,511	16,966,328
Employer's Net Pension Liability	\$ 2,350,828	2,922,816
Plan Fiduciary Net Position as a Percentage of the Total Pension Liability	87.77%	85.30%
Covered-Employee Payroll	\$ 3,084,592	3,105,011
Employer's Net Pension Liability as a Percentage of Covered-Employee Payroll	76.21%	94.13%

Note:

This schedule is intended to show information for ten years and additional year's information will be displayed as it becomes available.

FOUNTAINDALE PUBLIC LIBRARY DISTRICT, ILLINOIS

General Fund

**Schedule of Revenues, Expenditures and
Changes in Fund Balance - Budget and Actual
For the Fiscal Year Ended June 30, 2016**

	<u>Budget</u>	
	Original and Final	Actual
Revenues		
Taxes	\$ 7,092,903	6,673,189
Intergovernmental	84,596	52,173
Fines and Forfeitures	92,500	129,330
Interest	54,511	16,253
Miscellaneous	12,142	15,919
Total Revenues	<u>7,336,652</u>	<u>6,886,864</u>
Expenditures		
Culture and Recreation		
Personnel Services	5,151,600	3,872,827
Contractual Services	510,960	361,579
Supplies and Utilities	714,000	471,976
Library Materials	1,257,600	842,310
Per Capita Grant	102,115	-
Miscellaneous	78,000	62,766
Capital Outlay	661,925	137,963
Total Expenditures	<u>8,476,200</u>	<u>5,749,421</u>
Net Change in Fund Balance	<u>(1,139,548)</u>	1,137,443
Fund Balance - Beginning		<u>6,160,447</u>
Fund Balance - Ending		<u><u>7,297,890</u></u>

OTHER SUPPLEMENTARY INFORMATION

Other supplementary information includes financial statements and schedules not required by the GASB, nor a part of the basic financial statements, but are presented for purposes of additional analysis.

Such statements and schedules include:

- Budgetary Comparison Schedules – Major Governmental Funds
- Combining Statements – Nonmajor Governmental Funds
- Budgetary Comparison Schedules – Nonmajor Governmental Funds

COMBINING AND INDIVIDUAL FUND FINANCIAL STATEMENTS AND SCHEDULES

GENERAL FUND

The General Fund accounts for all financial resources except those required to be accounted for in another fund.

SPECIAL REVENUE FUNDS

To account for the proceeds of specific revenue sources (other than fiduciary funds or capital project funds) that are legally restricted to expenditure for specified purposes.

Audit Fund

The Audit Fund is used to account for revenues derived from a specific annual property tax levy and expenditures of these monies for the annual audit of the Library.

Liability Insurance Fund

The Liability Insurance Fund is used to account for costs related to all insurance programs, with the exception of employee-related insurance programs.

Illinois Municipal Retirement Fund

The Illinois Municipal Retirement Fund is used to account for the Library's participation in the Illinois Municipal Retirement Fund. Financing is provided by a specific annual property tax levy which produces a sufficient amount to pay the Library's contributions to the fund on behalf of its employees.

Social Security Fund

The Social Security Fund is used to account for revenues derived from a specific annual property tax levy and expenditures of these monies for payment of the employer's portion of Federal Social Security and Medicare taxes.

Equipping and Maintenance Fund

The Equipping and Maintenance Fund is used to account for Library building maintenance and operational related costs.

COMBINING AND INDIVIDUAL FUND FINANCIAL STATEMENTS AND SCHEDULES

PERMANENT FUND

Permanent Funds are used to report resources that are legally restricted to the extent that only earnings, and not principal, may be used for purposes that support the reporting government's programs, that is, for the benefit of the government or its citizenry.

Working Cash Fund

The Working Cash Fund is used to account for the financial resources held by the Library to be used for loans for working capital requirement.

DEBT SERVICE FUND

Debt Service Funds are created to account for the accumulation of resources for, and the payment of, general long-term debt principal and interest.

CAPITAL PROJECTS FUND

Capital Projects Funds are created to account for all resources used for the acquisition of capital facilities by a governmental unit except those financed by Proprietary and Trust Funds.

Special Reserve Fund

The Special Reserve Fund is used to account for the costs of capital as the Board designates. Funding is generally from excess fund transfers from the General Fund.

Capital Project Fund

The Capital Projects Fund is used to account for bond proceeds received and expenditures in relation to the District's building project.

FOUNTAINDALE PUBLIC LIBRARY DISTRICT, ILLINOIS

General Fund

**Schedule of Revenues - Budget and Actual
For the Fiscal Year Ended June 30, 2016**

	<u>Budget</u>	
	Original	Actual
	and Final	
Taxes		
Property Taxes	\$ 6,958,343	6,560,031
Replacement Taxes	134,560	113,158
	<u>7,092,903</u>	<u>6,673,189</u>
Intergovernmental		
State Grants	<u>84,596</u>	<u>52,173</u>
Fines and Forfeitures	<u>92,500</u>	<u>129,330</u>
Interest	<u>54,511</u>	<u>16,253</u>
Miscellaneous		
Donations	5,760	5,849
Reimbursements	-	6,339
Other	6,382	3,731
	<u>12,142</u>	<u>15,919</u>
Total Revenues	<u><u>7,336,652</u></u>	<u><u>6,886,864</u></u>

FOUNTAINDALE PUBLIC LIBRARY DISTRICT, ILLINOIS

General Fund

**Schedule of Expenditures - Budget and Actual
For the Fiscal Year Ended June 30, 2016**

	<u>Budget</u>	
	Original and Final	Actual
Culture and Recreation		
Personnel Services		
Salaries	\$ 4,573,200	3,472,000
Employee Hospitalization and Medical Insurance	442,800	307,310
Hiring and Placement Expenditures	600	51
Dues	15,240	8,695
Professional Development and Training	45,600	30,130
Mileage and Travel	69,600	49,625
Employee Recognition	2,400	3,419
EAP	2,160	1,597
	<u>5,151,600</u>	<u>3,872,827</u>
Contractual Services		
Equipment Rental and Maintenance	206,400	144,167
Legal Fees and Expenditures	20,520	6,473
Bookmobile Maintenance	25,200	11,859
Circulation Control	110,400	93,592
Payroll Services	15,600	14,408
Professional Services	62,400	32,674
Printing	55,200	43,752
Catalog Management	8,400	8,005
Bank Service Fees	4,440	3,590
Security	2,400	3,059
	<u>510,960</u>	<u>361,579</u>
Supplies and Utilities		
Telephone	48,960	27,808
Electricity	228,000	173,066
Cable TV	1,800	1,347
Internet Services	42,000	43,351
Gas	66,000	17,705
Water and Sewerage	36,000	14,800
Buildings and Grounds	78,000	60,262
Office Supplies	30,000	17,282

FOUNTAINDALE PUBLIC LIBRARY DISTRICT, ILLINOIS

General Fund

**Schedule of Expenditures - Budget and Actual - Continued
For the Fiscal Year Ended June 30, 2016**

	<u>Budget</u>	
	Original and Final	Actual
Culture and Recreation - Continued		
Supplies and Utilities - Continued		
Library Supplies	\$ 58,200	53,389
Postage and Shipping	32,400	17,403
Computer Supplies	9,000	4,278
Program Supplies	46,440	29,842
Board Supplies	1,800	854
Fuel Expenditures - Bookmobile	6,600	2,185
Minor Furniture and Equipment	28,800	8,404
	<u>714,000</u>	<u>471,976</u>
Library Materials	<u>1,257,600</u>	<u>842,310</u>
State Grants		
Office and Library Equipment	<u>102,115</u>	-
Miscellaneous		
Public Relations	48,000	38,346
Miscellaneous	30,000	24,420
	<u>78,000</u>	<u>62,766</u>
Total Culture and Recreation	<u>7,814,275</u>	<u>5,611,458</u>
Capital Outlay	<u>661,925</u>	<u>137,963</u>
Total Expenditures	<u>8,476,200</u>	<u>5,749,421</u>

FOUNTAINDALE PUBLIC LIBRARY DISTRICT, ILLINOIS

Capital Project - Capital Projects Fund

**Schedule of Revenues, Expenditures and
Changes in Fund Balance - Budget and Actual
For the Fiscal Year Ended June 30, 2016**

	<u>Budget</u> Original and Final	<u>Actual</u>
Revenues		
Interest	\$ -	749
Expenditures		
Capital Outlay	<u>622,426</u>	<u>73,384</u>
Net Change in Fund Balance	<u>(622,426)</u>	(72,635)
Fund Balance - Beginning		<u>622,426</u>
Fund Balance - Ending		<u>549,791</u>

FOUNTAINDALE PUBLIC LIBRARY DISTRICT, ILLINOIS

Nonmajor Governmental Funds

**Combining Balance Sheet
June 30, 2016**

See Following Page

FOUNTAINDALE PUBLIC LIBRARY DISTRICT, ILLINOIS

Nonmajor Governmental Funds

**Combining Balance Sheet
June 30, 2016**

	Audit	Liability Insurance
ASSETS		
Cash and Investments	\$ 52	48,406
Receivables - Net of Allowances		
Property Taxes	5,252	19,274
Prepays	-	32,944
Total Assets	5,304	100,624
LIABILITIES		
Accounts Payable	-	-
Due to Other Funds	1,200	-
Total Liabilities	1,200	-
DEFERRED INFLOWS OF RESOURCES		
Property Taxes	5,166	18,941
Total Liabilities and Deferred Inflows of Resources	6,366	18,941
FUND BALANCES		
Nonspendable	-	32,944
Restricted	-	48,739
Unassigned	(1,062)	-
Total Fund Balances	(1,062)	81,683
Total Liabilities, Deferred Inflows of Resources and Fund Balances	5,304	100,624

Special Revenue			Permanent Fund	Total
Illinois Municipal Retirement	Social Security	Equipping and Maintenance	Working Cash	
640,816	177,088	281,623	652,422	1,800,407
270,486	130,456	110,288	-	535,756
-	-	-	-	32,944
911,302	307,544	391,911	652,422	2,369,107
51,493	-	-	-	51,493
-	-	-	-	1,200
51,493	-	-	-	52,693
265,852	128,220	108,399	-	526,578
317,345	128,220	108,399	-	579,271
-	-	-	-	32,944
593,957	179,324	283,512	652,422	1,757,954
-	-	-	-	(1,062)
593,957	179,324	283,512	652,422	1,789,836
911,302	307,544	391,911	652,422	2,369,107

FOUNTAINDALE PUBLIC LIBRARY DISTRICT, ILLINOIS

Nonmajor Governmental Funds

**Combining Statement of Revenues, Expenditures and Changes in Fund Balances
For the Fiscal Year Ended June 30, 2016**

	Audit	Liability Insurance
Revenues		
Property Taxes	\$ 10,681	72,856
Interest	-	-
Total Revenues	<u>10,681</u>	<u>72,856</u>
Expenditures		
Culture and Recreation	<u>8,500</u>	<u>91,802</u>
Net Change in Fund Balances	2,181	(18,946)
Fund Balances - Beginning	<u>(3,243)</u>	<u>100,629</u>
Fund Balances - Ending	<u>(1,062)</u>	<u>81,683</u>

Special Revenue			Permanent Fund	Total
Illinois Municipal Retirement	Social Security	Equipping and Maintenance	Working Cash	
638,081	279,057	268,301	-	1,268,976
-	-	-	14,292	14,292
638,081	279,057	268,301	14,292	1,283,268
612,524	250,494	301,329	-	1,264,649
25,557	28,563	(33,028)	14,292	18,619
568,400	150,761	316,540	638,130	1,771,217
593,957	179,324	283,512	652,422	1,789,836

FOUNTAINDALE PUBLIC LIBRARY DISTRICT, ILLINOIS

Audit - Special Revenue Fund

**Schedule of Revenues, Expenditures and
Changes in Fund Balance - Budget and Actual
For the Fiscal Year Ended June 30, 2016**

	<u>Budget</u> <u>Original</u> <u>and Final</u>	<u>Actual</u>
Revenues		
Property Taxes	\$ 11,640	10,681
Expenditures		
Culture and Recreation		
Contractual Services		
Audit	<u>12,000</u>	<u>8,500</u>
Net Change in Fund Balance	<u>(360)</u>	2,181
Fund Balance - Beginning		<u>(3,243)</u>
Fund Balance - Ending		<u>(1,062)</u>

FOUNTAINDALE PUBLIC LIBRARY DISTRICT, ILLINOIS

Liability Insurance - Special Revenue Fund

**Schedule of Revenues, Expenditures and
Changes in Fund Balance - Budget and Actual
For the Fiscal Year Ended June 30, 2016**

	<u>Budget</u> <u>Original</u> <u>and Final</u>	<u>Actual</u>
Revenues		
Property Taxes	\$ 118,338	72,856
Expenditures		
Culture and Recreation		
Contractual Services		
Insurance	<u>165,000</u>	<u>91,802</u>
Net Change in Fund Balance	<u>(46,662)</u>	(18,946)
Fund Balance - Beginning		<u>100,629</u>
Fund Balance - Ending		<u>81,683</u>

FOUNTAINDALE PUBLIC LIBRARY DISTRICT, ILLINOIS

Illinois Municipal Retirement - Special Revenue Fund

**Schedule of Revenues, Expenditures and
Changes in Fund Balance - Budget and Actual
For the Fiscal Year Ended June 30, 2016**

	<u>Budget</u> Original and Final	<u>Actual</u>
Revenues		
Property Taxes	\$ 797,239	638,081
Expenditures		
Culture and Recreation		
Personnel Services		
District Share - IMRF	<u>870,000</u>	<u>612,524</u>
Net Change in Fund Balance	<u>(72,761)</u>	25,557
Fund Balance - Beginning		<u>568,400</u>
Fund Balance - Ending		<u>593,957</u>

FOUNTAINDALE PUBLIC LIBRARY DISTRICT, ILLINOIS

Social Security - Special Revenue Fund

**Schedule of Revenues, Expenditures and
Changes in Fund Balance - Budget and Actual
For the Fiscal Year Ended June 30, 2016**

	<u>Budget</u> <u>Original</u> <u>and Final</u>	<u>Actual</u>
Revenues		
Property Taxes	\$ 320,051	279,057
Expenditures		
Culture and Recreation		
Contractual Services	<u>346,800</u>	<u>250,494</u>
Net Change in Fund Balance	<u>(26,749)</u>	28,563
Fund Balance - Beginning		<u>150,761</u>
Fund Balance - Ending		<u><u>179,324</u></u>

FOUNTAINDALE PUBLIC LIBRARY DISTRICT, ILLINOIS

Equipping and Maintenance - Special Revenue Fund

**Schedule of Revenues, Expenditures and
Changes in Fund Balance - Budget and Actual
For the Fiscal Year Ended June 30, 2016**

	<u>Budget</u> Original and Final	<u>Actual</u>
Revenues		
Property Taxes	\$ 343,331	268,301
Expenditures		
Culture and Recreation		
Building Maintenance and Supplies	<u>366,000</u>	<u>301,329</u>
Net Change in Fund Balance	<u>(22,669)</u>	(33,028)
Fund Balance - Beginning		<u>316,540</u>
Fund Balance - Ending		<u><u>283,512</u></u>

SUPPLEMENTAL SCHEDULES

FOUNTAINDALE PUBLIC LIBRARY DISTRICT, ILLINOIS

Long-Term Debt Requirements

**General Obligation Library Building Bonds of 2008
June 30, 2016**

Date of Issue	October 7, 2008
Date of Maturity	February 1, 2028
Authorized Issue	\$10,000,000
Denomination of Bonds	\$5,000
Interest Rates	4.20% - 5.00%
Interest Dates	August 1 and February 1
Principal Maturity Date	February 1
Payable at	Bond Trust Services Corporation

CURRENT AND LONG-TERM PRINCIPAL AND INTEREST REQUIREMENTS

Fiscal Year	Requirements			Interest Due on			
	Principal	Interest	Totals	Aug. 1	Amount	Feb. 1	Amount
2017	\$ -	461,240	461,240	2016	230,620	2017	230,620
2018	-	461,240	461,240	2017	230,620	2018	230,620
2019	-	461,240	461,240	2018	230,620	2019	230,620
2020	800,000	461,240	1,261,240	2019	230,620	2020	230,620
2021	800,000	427,640	1,227,640	2020	213,820	2021	213,820
2022	800,000	393,240	1,193,240	2021	196,620	2022	196,620
2023	800,000	358,040	1,158,040	2022	179,020	2023	179,020
2024	900,000	322,840	1,222,840	2023	161,420	2024	161,420
2025	900,000	282,340	1,182,340	2024	141,170	2025	141,170
2026	900,000	241,840	1,141,840	2025	120,920	2026	120,920
2027	1,140,000	200,440	1,340,440	2026	100,220	2027	100,220
2028	2,960,000	148,000	3,108,000	2027	74,000	2028	74,000
	<u>10,000,000</u>	<u>4,219,340</u>	<u>14,219,340</u>		<u>2,109,670</u>		<u>2,109,670</u>

FOUNTAINDALE PUBLIC LIBRARY DISTRICT, ILLINOIS

Long-Term Debt Requirements

**General Obligation Library Building Bonds of 2009
June 30, 2016**

Date of Issue	January 15, 2009
Date of Maturity	February 1, 2027
Authorized Issue	\$20,750,000
Denomination of Bonds	\$5,000
Interest Rates	2.00% - 4.50%
Interest Dates	August 1 and February 1
Principal Maturity Date	February 1
Payable at	Bond Trust Services Corporation

CURRENT AND LONG-TERM PRINCIPAL AND INTEREST REQUIREMENTS

Fiscal Year	Requirements			Interest Due on			
	Principal	Interest	Totals	Aug. 1	Amount	Feb. 1	Amount
2017	\$ 1,175,000	626,812	1,801,812	2016	313,406	2017	313,406
2018	1,300,000	594,500	1,894,500	2017	297,250	2018	297,250
2019	1,475,000	555,500	2,030,500	2018	277,750	2019	277,750
2020	850,000	496,500	1,346,500	2019	248,250	2020	248,250
2021	1,025,000	462,500	1,487,500	2020	231,250	2021	231,250
2022	1,200,000	421,500	1,621,500	2021	210,750	2022	210,750
2023	1,425,000	373,500	1,798,500	2022	186,750	2023	186,750
2024	1,550,000	316,500	1,866,500	2023	158,250	2024	158,250
2025	1,800,000	250,626	2,050,626	2024	125,313	2025	125,313
2026	2,000,000	174,124	2,174,124	2026	87,062	2027	87,062
2027	1,925,000	86,626	2,011,626	2027	43,313	2028	43,313
	<u>15,725,000</u>	<u>4,358,688</u>	<u>20,083,688</u>		<u>2,179,344</u>		<u>2,179,344</u>

FOUNTAINDALE PUBLIC LIBRARY DISTRICT, ILLINOIS

Long-Term Debt Requirements

**General Obligation Library Building Bonds of 2009B
June 30, 2016**

Date of Issue	December 15, 2009
Date of Maturity	December 1, 2029
Authorized Issue	\$8,750,000
Denomination of Bonds	\$5,000
Interest Rates	1.20% - 6.00%
Interest Dates	August 1 and February 1
Principal Maturity Date	February 1
Payable at	Bond Trust Services Corporation

CURRENT AND LONG-TERM PRINCIPAL AND INTEREST REQUIREMENTS

Fiscal Year	Requirements			Interest Due on			
	Principal	Interest	Totals	Aug. 1	Amount	Feb. 1	Amount
2017	\$ -	505,974	505,974	2016	252,987	2017	252,987
2018	-	505,976	505,976	2017	252,988	2018	252,988
2019	-	505,974	505,974	2018	252,987	2019	252,987
2020	-	505,976	505,976	2019	252,988	2020	252,988
2021	-	505,974	505,974	2020	252,987	2021	252,987
2022	-	505,976	505,976	2021	252,988	2022	252,988
2023	-	505,974	505,974	2022	252,987	2023	252,987
2024	-	505,976	505,976	2023	252,988	2024	252,988
2025	-	505,974	505,974	2024	252,987	2025	252,987
2026	100,000	505,976	605,976	2025	252,988	2026	252,988
2027	200,000	500,174	700,174	2026	250,087	2027	250,087
2028	600,000	488,576	1,088,576	2027	244,288	2028	244,288
2029	3,725,000	453,776	4,178,776	2028	226,888	2029	226,888
2030	3,900,000	195,000	4,095,000	2029	117,000	2030	78,000
	<u>8,525,000</u>	<u>6,697,276</u>	<u>15,222,276</u>		<u>3,368,138</u>		<u>3,329,138</u>

FOUNTAINDALE PUBLIC LIBRARY DISTRICT, ILLINOIS

**General Governmental Revenues by Sources - Last Ten Fiscal Years
June 30, 2016**

	2007	2008	2009	2010
Revenues				
Taxes	\$ 7,209,873	7,677,966	8,366,441	9,628,145
Intergovernmental	87,449	86,534	73,740	63,051
Fines and Forfeitures	75,198	75,659	73,286	61,488
Interest	309,874	317,906	135,893	660,996
Miscellaneous	75,557	67,189	71,290	172,856
Total Revenues	7,757,951	8,225,254	8,720,650	10,586,536

2011	2012	2013	2014	2015	2016
9,132,242	9,094,964	8,402,748	9,837,037	10,328,356	10,474,235
60,550	132,841	2,500	154,158	149,904	52,173
66,046	91,906	108,654	127,876	127,122	129,330
325,141	355,025	8,609	39,039	59,038	105,127
2,687,274	20,937	752,745	208,470	181,932	180,525
12,271,253	9,695,673	9,275,256	10,366,580	10,846,352	10,941,390

FOUNTAINDALE PUBLIC LIBRARY DISTRICT, ILLINOIS

**General Governmental Expenditures by Function - Last Ten Fiscal Years
June 30, 2016**

	2007	2008	2009	2010
Expenditures				
Personnel Services	\$ 3,793,730	3,950,106	3,748,093	3,887,167
Contractual Services	631,126	891,859	734,845	548,919
Supplies and Utilities	382,468	421,543	414,088	355,752
Insurance	67,422	82,599	68,065	77,469
Library Materials	721,196	763,119	718,021	774,077
State Grant and Miscellaneous	180,899	119,018	128,915	60,856
Capital Outlay	-	46,030	3,517,550	16,544,118
Debt Service	-	-	-	2,047,377
	<hr/>	<hr/>	<hr/>	<hr/>
	5,776,841	6,274,274	9,329,577	24,295,735

2011	2012	2013	2014	2015	2016
3,876,924	4,122,022	4,559,078	4,697,621	4,482,024	4,485,351
422,076	1,415,511	834,754	671,066	684,091	620,573
379,697	380,454	418,785	478,182	438,940	471,976
84,152	89,004	104,866	93,745	92,013	91,802
856,021	897,635	897,705	913,352	861,089	842,310
86,029	52,644	129,580	211,174	210,303	364,095
13,948,132	1,564,724	2,560,124	841,847	361,202	211,347
2,232,438	2,283,652	2,672,965	2,132,465	2,565,465	2,644,653
21,885,469	10,805,646	12,177,857	10,039,452	9,695,127	9,732,107

FOUNTAINDALE PUBLIC LIBRARY DISTRICT, ILLINOIS

**Property Tax Levies and Collections - Last Ten Fiscal Years
June 30, 2016**

Tax Levy Year	Tax Levied	Total Tax Collections	Percent of Levy Collected	Outstanding/Delinquent Taxes	Percent of Outstanding/Delinquent Taxes to Tax Levy
2006	\$ 7,306,238	\$ 7,278,264	99.62%	\$ 27,974	0.38%
2007	7,689,316	7,676,929	99.84%	12,387	0.16%
2008	8,493,199	8,483,695	99.89%	9,504	0.11%
2009	9,062,571	9,021,661	99.55%	40,910	0.45%
2010	8,978,164	8,949,477	99.68%	28,687	0.32%
2011	9,011,980	8,939,549	99.20%	72,431	0.80%
2012	9,452,203	9,048,916	95.73%	403,287	4.27%
2013	10,046,477	9,927,267	98.81%	119,210	1.19%
2014	10,246,945	10,143,812	98.99%	103,133	1.01%
2015*	10,473,202	5,348,501	51.07%	5,124,701	48.93%

* Levy year 2015 represents only the first installment

Data Source: Office of the County Clerk

FOUNTAINDALE PUBLIC LIBRARY DISTRICT, ILLINOIS

**Equalized Assessed Valuations - Last Ten Fiscal Years
June 30, 2016**

Tax Levy Year	Will County	DuPage County	Totals
2006	\$ 2,487,634,120	31,747,298	2,519,381,418
2007	2,674,367,338	35,046,411	2,709,413,749
2008	2,267,739,406	36,979,999	2,304,719,405
2009	2,202,769,360	37,289,710	2,240,059,070
2010	2,168,632,645	35,315,590	2,203,948,235
2011	2,021,469,152	42,681,230	2,064,150,382
2012	1,827,559,899	40,060,670	1,867,620,569
2013	1,741,304,157	38,408,250	1,779,712,407
2014	1,726,910,484	38,294,570	1,765,205,054
2016	1,758,120,745	36,565,630	1,794,686,375

FOUNTAINDALE PUBLIC LIBRARY DISTRICT, ILLINOIS

**Ratio of Annual Debt Service Expenditures to Total General Governmental Expenditures
Last Ten Fiscal Years
June 30, 2016**

Fiscal Year	Debt Service Expenditures			General Government	
	Principal	Interest	Totals	Expenditures	Percent of Debt to General Government Expenditures
2007	\$ -	-	-	5,776,841	0.0%
2008	-	-	-	6,274,274	0.0%
2009	-	-	-	9,329,577	0.0%
2010	-	580,394	580,394	23,324,905	2.5%
2011	475,000	1,757,438	2,232,438	21,885,469	10.2%
2012	600,000	1,683,563	2,283,563	10,803,489	21.1%
2013	675,000	1,671,965	2,346,965	12,174,659	19.3%
2014	800,000	1,658,465	2,458,465	10,039,452	24.5%
2015	925,000	1,640,465	2,565,465	9,695,127	26.5%
2016	1,025,000	1,619,654	2,644,654	9,732,107	27.2%

FOUNTAINDALE PUBLIC LIBRARY DISTRICT, ILLINOIS

**Miscellaneous Statistics
June 30, 2016**

District Established	1970
Form of Government	District Library
Population Served	67,683
Inventory	
Book	255,710
Non-Book	68,483
Total	324,193
Employees	
Full-Time	47
Part-Time	62